




**BULLARD
BOLLARDS**
Think Bollard Think Bullard

INSTALLATION INSTRUCTION

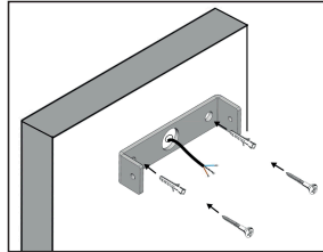
LUXETTO 1L/2L 80X100

INSTALLATION TYPE:
SURFACE MOUNTED
WALL LUMINAIRES

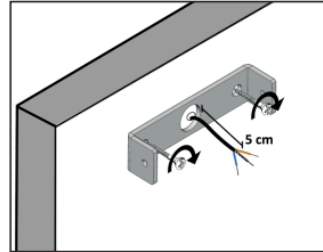





1



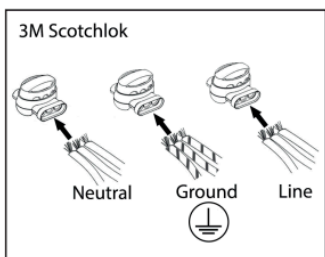
2



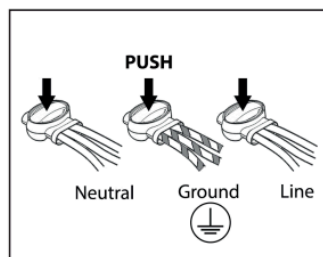
3




4



5



6




7

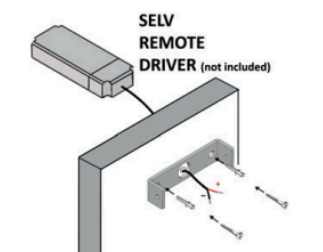


8

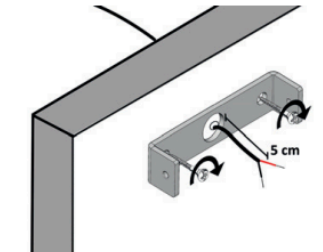
REMOTE DRIVER VERSION




1




2




3




4



5



6



7



8

P.2

sales@gordonbullard.com
www.bullardbollards.com
1 877-964-4646



991 South Gull Lake Dr.
Richland, MI 49083
USA

IMPORTANT

- To ensure equipment safety you must carefully follow the instructions below. This leaflet must be kept handy by personnel entrusted with all ordinary and extraordinary maintenance.
- Before any installation or maintenance operation on the bulb, make sure it is disconnected from power.
- Fit the correct bulbs, according to the type and power indicated on the lamp data label.
- Make sure the lamp technical features are compatible with the use you are going to make of it.
- Should you have any doubt, refer to the dealer or ask an electrician.
- When connecting to the mains, follow the correct colour code for power cables: (N) blue, (L) brown or black and, only for class I equipment, (T) yellow/green.
- When lamps are to be fitted to the wall directly through their ceramic parts, fasten the fixing screws lightly, to avoid breaking the ceramic.
- To clean the lamp on the outside, use a soft cloth, possibly wet. Do not use solvents or abrasive products. No liquid must get in contact with the lamp interior parts.
- Do not touch the equipment with dirty hands.



= Class I equipment, must be connected to an earth terminal.



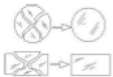
= Double insulated lamp, does not need earthing.



= Electrical equipment in class III, electrical safety guaranteed by low voltage tension, does not require grounding



= Minimum distance to be observed from all lit up objects.



= Replace immediately the safety glass, if damaged, with the original part.



= The lamp uses low pressure bulbs, and needs no protection glass.